






















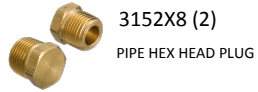


# WSA 2 Air Brake Kit

- |   |   |  |   |
|---|---|--|---|
|  3220X8X6 (2)<br>PIPE BUSHING             |  1462X6 (2)<br>AIR BRAKE TUBE UNION 3/8          |  3300X6 (2)<br>PIPE COUPLING                    |  1468X4X4 (2)<br>AIR BRAKE 1/4 TUBE X 1/4 MPT |
|  3220X6X4(2)<br>PIPE BUSHING              |  1462X4(2)<br>AIR BRAKE TUBE UNION 1/4           |  3300X4 (2)<br>PIPE COUPLING                    |  1468X6 (2)<br>AIR BRAKE 3/8 TUBE X 1/4 MPT   |
|  3220X4X2(3)<br>PIPE BUSHING              |  1462X10 (1)<br>AIR BRAKE TUBE UNION 5/8         |  3300X2 (2)<br>PIPE COUPLING                    |  1468X4 (2)<br>AIR BRAKE 1/4 TUBE X 1/8 MPT   |
|  3325X6(2)<br>PIPE HEX NIPPLE             |  1469X8(2)<br>AIR BRAKE 1/2 TUBE X 3/8 MPT 90    |  3300X8 (1)<br>PIPE COUPLING                    |  1461X10 (2)<br>AIR BRAKE TUBE NUT 5/8        |
|  3325X8 (2)<br>PIPE HEX NIPPLE            |  1469X6X6(2)<br>AIR BRAKE 3/8 TUBE X 3/8 MPT 90  |  1484X10 (3)<br>AIR BRAKE INSERT 5/8            |  1461X8 (3)<br>PIPE COUPLING                  |
|  3325X4 (3)<br>PIPE HEX NIPPLE            |  1469X6 (2)<br>AIR BRAKE 3/8 TUBE X 1/4 MPT 90   |  1484X8 (3)<br>AIR BRAKE INSERT 1/2             |  1461X4 (3)<br>AIR BRAKE TUBE NUT 1/2         |
|  3152X8 (2)<br>PIPE HEX HEAD PLUG         |  1469X4X4 (2)<br>AIR BRAKE 1/4 TUBE X 1/4 MPT 90 |  1484X6 (3)<br>AIR BRAKE INSERT 3/8             |  1460X10 (2)<br>AIR BRAKE TUBE SLEEVE 5/8     |
|  3152X6 (2)<br>PIPE HEX HEAD PLUG       |  1469X4 (2)<br>AIR BRAKE 1/4 TUBE X 1/8 MPT 90 |  1484X4 (3)<br>AIR BRAKE INSERT 1/4           |  1460X8 (3)<br>AIR BRAKE TUBE NUT 1/2       |
|  3152X4 (3)<br>PIPE HEX HEAD PLUG       |  3400X6 (2)<br>PIPE STREET ELBOW               |  1468X8 (2)<br>AIR BRAKE 1/2 TUBE X 3/8 MPT   |  1460X6 (3)<br>AIR BRAKE TUBE SLEEVE 1/4    |
|  1462X8 (2)<br>AIR BRAKE TUBE UNION 1/2 |  3400X4 (2)<br>PIPE STREET ELBOW               |  1468X6X6 (2)<br>AIR BRAKE 3/8 TUBE X 3/8 MPT |  1460X4 (3)<br>AIR BRAKE TUBE SLEEVE 1/4    |



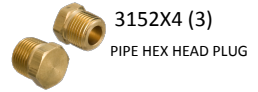
# WSA 3 Air Brake Kit



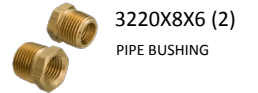
3152X8 (2)  
PIPE HEX HEAD PLUG



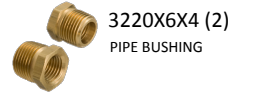
3152X6 (2)  
PIPE HEX HEAD PLUG



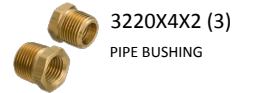
3152X4 (3)  
PIPE HEX HEAD PLUG



3220X8X6 (2)  
PIPE BUSHING



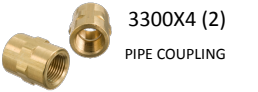
3220X6X4 (2)  
PIPE BUSHING



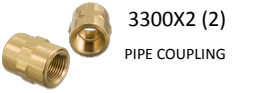
3220X4X2 (3)  
PIPE BUSHING



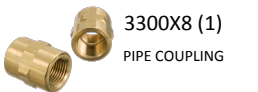
3300X6 (2)  
PIPE COUPLING



3300X4 (2)  
PIPE COUPLING



3300X2 (2)  
PIPE COUPLING



3300X8 (1)  
PIPE COUPLING



3325X8 (2)  
PIPE HEX NIPPLE



3325X6 (2)  
PIPE HEX NIPPLE



3325X4 (3)  
PIPE HEX NIPPLE



3400X4 (2)  
PIPE STREET ELBOW



3400X6 (2)  
PIPE STREET ELBOW



1862X8 (2)  
AIR BRAKE QC 1/2 TUBE UNION



1862X6 (2)  
AIR BRAKE QC 3/8 TUBE UNION



1862X4 (2)  
AIR BRAKE QC 1/4 TUBE UNION



1862X10 (1)  
AIR BRAKE QC 5/8 TUBE UNION



1868X6 (2)  
AIR BRAKE QC 3/8 TUBE X 1/4 MPT



1868X4X4 (2)  
AIR BRAKE QC 1/4 TUBE X 1/4 MPT



1868X10 (1)  
AIR BRAKE QC 5/8 TUBE X 1/4 MPT



1868X8 (2)  
AIR BRAKE QC 1/2 TUBE X 3/8 MPT



1868X6X6 (2)  
AIR BRAKE QC 3/8 TUBE X 3/8 MPT



1868X4 (2)  
AIR BRAKE QC 1/4 TUBE X 1/8 MPT



1869X6 (2)  
AIR BRAKE QC 3/8 TUBE X 1/4 MPT 90 ELBOW



1869X4X4 (2)  
AIR BRAKE QC 1/4 TUBE X 1/4 MPT 90 ELBOW



1869X4 (2)  
AIR BRAKE QC 1/4 TUBE X 1/8 MPT 90 ELBOW



1869X6X6 (2)



1869X8 (2)  
AIR BRAKE QC 1/2 TUBE X 3/8 MPT 90 ELBOW



1869X10 (1)  
AIR BRAKE QC 5/8 TUBE X 1/2 MPT 90 ELBOW

